

Family Activities At-Home Fun!!

Father's Day Craft

June 2020 Calendar – by Lakeshore

Window Paint

Art Projects

Missions Prayer Jar

Creek Kids Story Time

Father's Day Craft

Don't forget to have the Dad in your life stop in a grab a yummy treat on Father's Day during both Sunday morning services at Currey Creek!

Click below for a fun and easy craft for Dad.

<https://iheartcraftythings.com/paper-bag-diy-fathers-day-book.html>

JUNE 2020

summer fun

SUMMERTIME ACTIVITIES FOR PRE K-K



Soak Up the Sun SUNDAY	Make Something MONDAY	Try It TUESDAY	Wondering WEDNESDAY	10-Minute THURSDAY	Family Fun FRIDAY	Kid Corner Videos SATURDAY
	 1 Make and decorate paper bag masks.	 2 Go on a color hunt! Choose a color and search around the house for matching items.	3 Celebrate Repeat Day! Think about how many times you can bounce.	4 Help your parent make pancakes in the shape of your initials—then enjoy!	 5 Celebrate National Doughnut Day! Enjoy a treat with your family.	 6 Science Discovery: Observing Clouds
7 Go on a backyard bug hunt!	8 Celebrate World Oceans Day! Create your own undersea scene.	 9 Set up a path of pillows to use as stepping-stones.	 10 Add food coloring to a half-filled water bottle and watch what happens.	11 Play a game of tag or "Simon Says" with a friend or family member.	12 Take a walking tour of your neighborhood with your family.	 13 Science Discovery: Colors of Nature
 14 Collect rocks and decorate them with your favorite art materials.	 15 Use cardboard to make a ramp for toy cars and trucks.	 16 Hang a spoon off the end of your nose. Try to keep it there for 10 seconds!	17 Add raisins to carbonated water and watch them dance!	 18 Building challenge! Create a structure out of building bricks.	 19 Build a puzzle together.	 20 Science Discovery: Exploring Textures with Crayon Rubbings
21 Celebrate Make Music Day! Make up your own songs and play them outdoors.	 22 Use a mirror and art materials to create a self-portrait.	 23 Write your own words to a familiar tune.	 24 What sound does your favorite animal make? Try making that sound.	25 Perform a play or puppet show.	 26 Plant seeds from something you've eaten—like apples or a watermelon.	 27 Science Discovery: Fun with Shadows
 28 Enjoy a picnic outdoors!	 29 Make mud pies!	 30 Try to build a house out of playing cards or index cards.				

To find more than 1,000 free resources, including craft ideas, visit us at www.lakeshorelearning.com/LearnAtHome.

©2020 Lakeshore 1777842

Window Paint

Make your own window paint and let the kids decorate your windows for Summer!

Materials:

- Tempera Paint (various colors)
- Dish Soap
- Paint brushes
- Containers to mix paint

Do

First start by adding the desired color of paint to each individual container

Now just add a little dish soap.

The more soap you use the thinner the paint will be and the easier it will be to wipe off when it is dry. Use a bit more paint than soap since most paints are a little thin.

This also works great for signs on cars


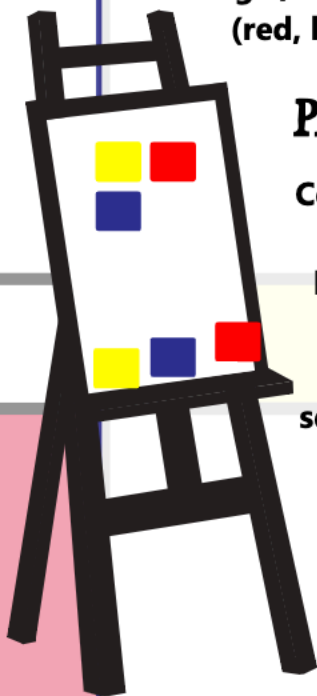
PIET MONDRIAN

PROJECTS INSPIRED BY DUTCH MODERN ARTIST PIET MONDRIAN

ELECTRICAL TAPE AND ACRYLIC

Tape a design of rectangles and squares onto craft paper or heavy weight watercolor paper.

Use electrical tape or color masking tape black with a marker. Paint some of the rectangle/square shapes with primary colors (red, blue, yellow) acrylic paints.

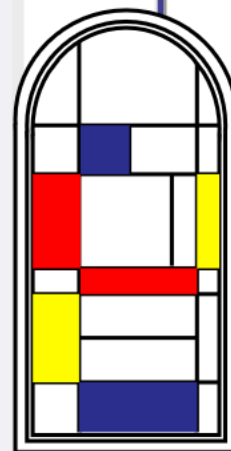


PAINT CHIPS ON CANVAS

Colored paint chips are available for free at your local paint or hardware store. Pick up a few primary colored chips and cut them into different sized rectangles and squares. Glue to canvas to make Mondrian inspired designs.

WINDOW ART

Use electrical or masking tape to create a design on a window. Mix shaving cream and food coloring to make bright colored 'paint'. Use paintbrushes or qtips to paint the square and rectangle designs. Wash off with wet paper towels.



www.littlebinsforlittlehands.com

Missions Prayer Jar

Create a Missions prayer jar using the missionaries and mission organizations listed on our Currey Creek website under Missions. Set aside one day a week for missions prayer day. Draw a name from the jar. Find the location on the map and gather around to pray for our mission partners. For a little extra fun, find a recipe from that particular country and prepare and serve during your missions prayer time.



Creek Kids Story Time

Check out our Creek Kids YouTube Channel for some fun Story Time videos with some of the Creek Kids Staff!

<https://www.youtube.com/channel/UCudxO6nHtRmwIIA9MJwEogA>