

Leader BIBLE STUDY

Jesus' fame was increasing. His ministry had begun with the calling of His disciples. Now Jesus traveled with them in the region of Galilee, teaching and performing miracles. The people recognized that Jesus wasn't like other teachers; He taught with authority. He had even demonstrated His power over unclean spirits by healing a man in the synagogue. News about Jesus was spreading. The subject of conversation around Galilee was changing. Who was this Jesus?

3

Jesus was in Capernaum when He went into the house of Simon Peter and Andrew, two of His disciples. Peter's mother-in-law also lived in the house, but she was ill. A fever had confined her to bed. Jesus' disciples told Jesus about the woman's condition, and Jesus went to her side. Touching the woman's hand, Jesus healed her. She immediately got up and began to serve Jesus and the others in the house. Serving Jesus and living for Him is how we can show we are thankful to Him.

People in the area heard about the healing of Peter's mother-in-law, and they came to Jesus to be healed too. That evening, people came to Jesus afflicted by illness or unclean spirits, and Jesus healed them.

The Gospel of Matthew says that in doing this, Jesus fulfilled the prophecy of Isaiah: "He Himself took our weaknesses and carried our diseases" (Isa. 53:5). Isaiah described the promised Messiah as a suffering servant who would suffer—not for His sins, but for our sins. He would die the death we deserve to free us from sin and death.

Illness is an effect of man's sinful rebellion against God. God never intended for people to be crippled by the numerous physical ailments in this world. Jesus offered physical healings to the crowd, and He can heal us in this life or in the life to come. Jesus' healings brought a glimpse into the kingdom of God, the world in which Jesus makes all things new—the way God intended—when He comes again. (See Rev. 21:4-5.)

Younger Kids BIBLE STUDY OVERVIEW

Session Title: Jesus Healed Peter's Mother-in-Law

Bible Passage: Matthew 8:14-17; Mark 1:29-31; Luke 4:38-39

Big Picture Question: How can we show we are thankful to Jesus? We can serve Jesus and live for Him.

Key Passage: John 20:30-31

Unit Christ Connection: Jesus' miracles demonstrated His divine authority.

U
N
I
T

26

3

Small Group Opening

Welcome time

Activity page (5 minutes)

Session starter (10 minutes)

Large Group Leader

Countdown

Introduce the session (1 minute)

Timeline map (2 minutes)

Big picture question (1 minute)

Sing (5 minutes)

Key passage (4 minutes)

Tell the Bible story (10 minutes)

Discussion starter video (3 minutes)

The Gospel: God's Plan for Me (optional)

Prayer (4 minutes)

Small Group Leader

Key passage activity (5 minutes)

Bible story review (10 minutes)

Activity choice (10 minutes)

Journal and prayer (5 minutes)

The BIBLE STORY

Jesus Healed Peter's Mother-in-Law

Matthew 8:14-17; Mark 1:29-31; Luke 4:38-39

Jesus was at Capernaum (kuh PUHR nay uhm) in Galilee (GAL ih lee). It was the Sabbath day, and Jesus had been teaching people in the synagogue about God. While He was in the synagogue, He had commanded an evil spirit to leave a man. And the spirit had obeyed Jesus' command!

People all over the region were talking about Jesus. They were telling others about the things Jesus taught, the way He taught with authority, and about the miraculous ways He had helped people. No one had ever met anyone like Him before.

After Jesus left the synagogue, He went right away to the home of Peter and his brother Andrew. Peter lived there with his wife and his wife's mother. **Peter's mother-in-law was lying in bed. She was sick—suffering from a high fever. The people in the house told Jesus about her, so Jesus went to see her.**

Jesus touched her hand, and the fever left her right away. Jesus helped Peter's mother-in-law stand up. She didn't feel just a little better; she was completely better! She wasn't sick anymore because Jesus had healed her! **Right away, the woman began to serve Jesus and the others there.**

That evening, people brought to Jesus their friends and family members, anyone who needed help. So many people came; it looked as if the whole town was standing outside the door, waiting to see Jesus. These people were sick; some of them had evil spirits. **The people had heard about Jesus and how He had healed people and drove out evil spirits. They hoped Jesus would help them too.**

Jesus did help the people who came to Him. He spoke a word to make the evil spirits go away. He put His hands on the people who were sick, and He healed them. Jesus did these things so that the words of Isaiah the prophet would come true. In the Old Testament, Isaiah had written about Jesus: "He Himself took our weaknesses and carried our diseases."

Christ Connection: The prophet Isaiah wrote that the promised Messiah would bear our sickness and carry our pain. Jesus fulfilled this prophecy as He healed people. Sickness exists because the world is broken by sin. One day, when Jesus returns, there will be no more sickness because Jesus dealt with sin on the cross.

Small Group OPENING

Session Title: Jesus Healed Peter's Mother-in-Law

Bible Passage: Matthew 8:14-17; Mark 1:29-31; Luke 4:38-39

Big Picture Question: How can we show we are thankful to Jesus? We can serve Jesus and live for Him.

Key Passage: John 20:30-31

Unit Christ Connection: Jesus' miracles demonstrated His divine authority.

Welcome time

Arriving Activity: How to serve?

As the kids arrive, assign each one a way to serve during the session. Be creative in coming up with ideas. Here are a few: clean the dry erase board, greet kids, hold the door, lead the line, distribute activity sheets, tape up the posters, and so forth.

Say • We all have ways we can serve one another and serve Jesus. Today, we'll learn about a woman who literally served Jesus.

Activity page (5 minutes)

Guide boys and girls to complete the activity page.

Say • Here are a few ways you can serve God. Why should we want to serve God? We will talk about that in our Bible story.

Session starter (10 minutes)

Option 1: Crowded circle

Tape three pairs of circles on the floor. Each pair should go from large, to medium, to small. The first pair of circles should be large enough for both to fit half the class easily. The second pair should be a tight fit for half the class. The

- "Serving Jesus" activity page, 1 per kid
- crayons or markers



- tape

third pair should be almost impossible to fit half the class. Form two groups and assign each group one of the largest circles. See which group can go from a designated point to inside the circle fastest with each kid standing with both feet in the circle. Repeat in the medium-sized circles and then the smallest circles.

Say • Did it get harder to fit into each circle? Why? Each new circle got more crowded. People often crowd into small places for something important. We will find out what caused a large crowd to gather in one spot as we hear today's Bible story.

Option 2: Bandage snack

- graham cracker
- white frosting or marshmallow cream
- paper plates
- paper towels
- Allergy Alert

Provide each child with a graham cracker. Encourage them to break the cracker along the perforations to make four rectangle pieces. Each kid should add white icing or marshmallow cream to the center of each piece, creating what looks like an adhesive bandage. Enjoy the snack.

Say • In today's Bible story, Jesus healed a relative of one of His disciples. We will find out how she said thank you to Jesus.

Transition to large group

Large Group LEADER

Session Title: Jesus Healed Peter's Mother-in-Law

Bible Passage: Matthew 8:14-17; Mark 1:29-31; Luke 4:38-39

Big Picture Question: How can we show we are thankful to Jesus? We can serve Jesus and live for Him.

Key Passage: John 20:30-31

Unit Christ Connection: Jesus' miracles demonstrated His divine authority.

Countdown

- countdown video

Show the countdown video as your kids arrive, and set it to end as large group time begins.

Introduce the session (1 minute)

- picture frame or horse collar

[Large Group Leader enters holding a picture frame or a horse collar. Be sure to demonstrate your best gurning.]

Leader • Welcome back for another week at Wacky Sports Center. We are on week three of your Wild and Wacky Sports Package. Today we are going to practice a sport everyone can do right now. It's called *gurning*, or face-pulling. Does anyone know what that means? Basically, contestants put their heads through a horse collar like a picture frame and make the weirdest face they can. Let me give it a shot. *[Hold a picture frame or horse collar to frame you as you make a silly face.]*

Believe it or not, gurning has been around for hundreds of years. The world championships are held each year in England. Here's your chance. Give me your best weird face! Great job! Facial expressions often send a message. If I smile, how do you think I feel? That's right! I'm happy. If I frown, how do you think I feel? Right! Sad. What face would you use for thankful? Speaking of

thankful, our Bible story tells us about a woman who was very thankful to Jesus for healing her. Let's take a look at her story and how she showed that she was thankful.

• Timeline Map

Timeline map (2 minutes)

Leader • We've been studying miracles Jesus performed while here on earth. We learned how Jesus healed a boy from several miles away after the boy's dad begged Jesus to heal him. Jesus said He performed miracles so others would know He was the promised Messiah. ***What happened when Jesus performed miracles? Jesus' miracles helped people believe in Him.***

Last time we talked about how Jesus has power over evil. We know He can destroy our enemies. Jesus was teaching in a synagogue in Capernaum when a man interrupted Him. It wasn't just the man though; an evil spirit was talking through the man. The evil spirit knew who Jesus is. ***What did the evil spirit know about Jesus? Jesus is the Holy One of God.*** Jesus told the evil spirit to go away, and it did. The man was fine. Those who saw what Jesus did told lots of people.

Today, we will see how Jesus healed a relative of one of His disciples. Can you find a picture of a sick woman holding Jesus' hand?

Big picture question (1 minute)

Leader • How would you feel if Jesus healed you from being sick? I bet you would be thankful. That brings me to a very important question. ***How can we show we are thankful to Jesus?*** That's the big picture question for today. I'm guessing the answer is in our Bible story. Who has a Bible? Great! We will open it up to see in just a moment.

Sing (5 minutes)

- “This Is Amazing Grace” song

Leader • Do you know what always makes me thankful and leaves me with a smile on my face? When I think about how amazing God is! God loves me even though I don’t deserve it. That’s called *grace*. Let’s praise God for giving us amazing grace.

Sing together “This Is Amazing Grace.”

Key passage (4 minutes)

- Key Passage Slide or Poster
- “Written” song

Leader • Our key passage says that Jesus wasn’t just healing people because He loved and cared for them, even though He did. He also wanted them to understand that He is more than just a man. He is God’s Son. Let’s read the key passage again.

Show the slide or poster of the key passage, John 20:30-31.

Lead the boys and girls to read the verse. Sing “Written.”

Tell the Bible story (10 minutes)

- “Jesus Healed Peter’s Mother-in-Law” video
- Bibles, 1 per kid
- Bible Story Picture Slide or Poster

Leader • Turn in your Bible to Matthew 8:14-17. Let’s see how a woman showed she was thankful for being healed. That will give us the answer to the big picture question, *How can we show we are thankful to Jesus?*

Show the “Jesus Healed Peter’s Mother-in-Law” video or tell the Bible story in your own words using the script provided. For a shorter version of the story, read only the bolded text.

Leader • Jesus was teaching again at a synagogue in Capernaum, near Galilee. His teaching and healing of the man with the evil spirit made Jesus famous. Everyone was talking about Him. He left the synagogue to go to Peter’s house. Peter was one of Jesus’ disciples.

When Jesus arrived, He found Peter’s mother-in-law in bed. She was sick with a high fever. Jesus healed her, and

she immediately started serving Jesus. Others who were sick came to see Jesus at Peter's house, and Jesus healed them too. Just like Peter's mother-in-law, if we trust in Jesus, we should all be thankful because Jesus has healed us from our sin. We can show we are thankful by serving Jesus too. ***How can we show we are thankful to Jesus? We can serve Jesus and live for Him.***

Ask the following review questions:

1. Whose house did Jesus visit? (*Peter's house, Matthew 8:14*)
2. What was wrong with Peter's mother-in-law? (*She was sick with a fever, Matthew 8:14*)
3. What did Peter's mother-in-law do to show she was thankful when Jesus healed her? (*She served Jesus, Matthew 8:15*)
4. ***How can we show we are thankful to Jesus? We can serve Jesus and live for Him.***
5. Which prophet said Jesus would take away our weaknesses and diseases? (*Isaiah, Matthew 8:17*)

Discussion starter video (3 minutes)

• "Unit 26 Session 3"
discussion starter
video

Leader • How can you show you are thankful? Watch this video.

Show the "Unit 26 Session 3" video.

Leader • Was Maria thankful? Are there times when you are not thankful? What are some things or some people you are thankful for? How do you show you are thankful? We should all be thankful to Jesus. He left heaven to come take our punishment for sin. One way we can show we are thankful is to serve Jesus and live for Him. ***How can we show we are thankful to Jesus? We can serve Jesus and live for Him.*** We serve Jesus and live for Him

by turning away from sin, trusting in Jesus, and loving Him.

The Gospel: God's Plan for Me (optional)

Use Scripture and the guide provided with this session to explain to boys and girls how to become a Christian. Assign individuals to meet with kids who have more questions. If this is not possible, encourage boys and girls to ask their parents, small group leaders, or other Christian adults any questions they may have about becoming a Christian.

Prayer (4 minutes)

- Big Picture Question Slide or Poster

Show the big picture question slide or poster.

Leader • We've answered the big picture question several times. Let's see if you can answer it now. ***How can we show we are thankful to Jesus? We can serve Jesus and live for Him.***

Name something the kids should be thankful for and ask the big picture question. Invite those who are thankful for that person or item to answer the big picture question. Examples include food, family, friends, and so forth.

Before transitioning to small groups, make any necessary announcements. Lead the kids in prayer. Pray that God will help each kid find ways to serve and live for Jesus.

Dismiss to small groups

The Gospel: God's Plan for Me

Ask kids if they have ever heard the word *gospel*. Clarify that the word *gospel* means “good news.” It is the message about Christ, the kingdom of God, and salvation. Use the following guide to share the gospel with kids.

God rules. Explain to kids that the Bible tells us God created everything, and He is in charge of everything. Invite a volunteer to read Genesis 1:1 from the Bible. Read Revelation 4:11 or Colossians 1:16-17 aloud and explain what these verses mean.

We sinned. Tell kids that since the time of Adam and Eve, everyone has chosen to disobey God. (Romans 3:23) The Bible calls this sin. Because God is holy, God cannot be around sin. Sin separates us from God and deserves God's punishment of death. (Romans 6:23)

God provided. Choose a child to read John 3:16 aloud. Say that God sent His Son, Jesus, the perfect solution to our sin problem, to rescue us from the punishment we deserve. It's something we, as sinners, could never earn on our own. Jesus alone saves us. Read and explain Ephesians 2:8-9.

Jesus gives. Share with kids that Jesus lived a perfect life, died on the cross for our sins, and rose again. Because Jesus gave up His life for us, we can be welcomed into God's family for eternity. This is the best gift ever! Read Romans 5:8; 2 Corinthians 5:21; or 1 Peter 3:18.

We respond. Tell kids that they can respond to Jesus. Read Romans 10:9-10,13. Review these aspects of our response: Believe in your heart that Jesus alone saves you through what He's already done on the cross. Repent, turning from self and sin to Jesus. Tell God and others that your faith is in Jesus.

Offer to talk with any child who is interested in responding to Jesus.

Small Group LEADER

Session Title: Jesus Healed Peter's Mother-in-Law

Bible Passage: Matthew 8:14-17; Mark 1:29-31; Luke 4:38-39

Big Picture Question: How can we show we are thankful to Jesus? We can serve Jesus and live for Him.

Key Passage: John 20:30-31

Unit Christ Connection: Jesus' miracles demonstrated His divine authority.

Key passage activity (5 minutes)

- Key Passage Slide or Poster
- dry erase board and markers (optional)
- paper plates
- marker
- tape

Make sure the key passage, John 20:30-31, is visible for each child, either as the printed poster or written on a dry erase board. Read the verses together.

Say • We only know a handful of the miracles Jesus did for people while He lived on earth, but the ones we read about prove that Jesus is more than just a man. Who does the key passage say Jesus is? (*Messiah, Son of God*) If we believe that Jesus is the Son of God, that He gave His life for our sins, and that He loves us, why wouldn't we want to serve and live for Him?

Write the key passage on paper plates, two or three words to each plate until you have finished the key passage.

Complete two sets. Form two groups and give each a set of the plates with the key passage. Talk about how servers bring us our food when we eat at restaurants. They serve us. Each group must choose someone to serve. The remaining kids in the group must be the servers.

Tape a start line for each group. The groups should line up single file behind the line with the plates stacked behind the line. Move the kids being served 10 to 15 feet away from the start line. Once you give kids a start signal, the first kid in each group should grab a plate and place it flat

on her open hand. She must then race to place the plate before the kid she is serving. If the plate falls off her open hand, she must start over. Once she delivers the plate, she should rush back to the start line and tag the next person. He repeats.

Continue until kids have served all the plates. Then the entire group can arrange the plates in order. The first group to do so wins.

Bible story review (10 minutes)

Encourage the kids to find Matthew 8:14-17 in their Bibles. Help them as needed.

Say • Today's Bible story isn't only found in the Book of Matthew. Does anyone want to guess the other two books it's found in? (*Mark, Luke*) Which division of the Bible do these three books come from? (*Gospels*) What other book is part of the Gospels? (*John*) The Gospels tell us about whose life? (*Jesus*'s)

Use the small group visual pack to show kids where today's Bible story is on the timeline. Since the Bible story is only a few verses, read the story from your Bible. Invite the kids to help. Start by reading a few words and then call on a kid to read a few more words. Explain that at any point she may stop and call on another kid. Invite the kids to read at least two to five words before letting someone else read so everyone will get a chance. Help kids who struggle.

Say • Jesus healed Peter's mother-in-law, Peter's wife's mother. She was thankful to Jesus and immediately starting serving Him. She wasn't the only one Jesus healed at Peter's house. Many sick people came to Jesus, and He healed them all. Jesus still heals people. That's why we should always pray for those who are sick. We should all be thankful to Jesus.

- Bibles, 1 per kid
- Small Group Visual Pack
- Big Picture Question Slide or Poster

Show the big picture question slide or poster.

Say • *How can we show we are thankful to Jesus? We can serve Jesus and live for Him.*

Activity choice (10 minutes)

Option 1: Thankful montage

Form groups of two or more. Provide each group with two large sheets of paper. Invite them to work as a team to come up with things they are thankful for and draw examples of those things on one sheet of paper. Then invite them to draw ways they can serve and live for Jesus on the other. Post the posters in the room as a reminder.

Say • We should all be thankful to Jesus. *How can we show we are thankful to Jesus? We can serve Jesus and live for Him.*

Option 2: First aid kit

Provide each kid with a ziplock bag and a few items you might find in a first aid kit. Consider the following items: bandages, antibacterial or antiseptic wipes, medical tape, gauze, single-use antibiotic ointment packs, and so forth. For a simple kit, use bandages and antiseptic wipes. Give each kid an index card or small piece of paper. Encourage them to write *Prayer* on it. Invite the kids to put all the items in the ziplock bag and seal it. Write *First Aid Kit* on the bag using a permanent marker.

Say • Use this kit the next time someone in your family gets a cut. The most important thing in your kit is a reminder to pray. Jesus healed Peter's mother-in-law and He can still heal people today. Make sure you thank Him for healing your cuts and bruises too. *How can we show we are thankful to Jesus? We can serve Jesus and live for Him.*



- large sheets of paper or poster board
- markers

- ziplock bags, 1 per kid
- index cards or small pieces of paper, 1 per kid
- first aid items
- markers
- permanent markers

- journals
- Journal Page, 1 per kid
- markers or crayons
- Bible Story Coloring Page

Journal and prayer (5 minutes)

Distribute each child's journal and the journal page provided with this session. Instruct the kids to draw a picture of Jesus standing outside Peter's house. Writers can write one or more ways they can serve Jesus this week.

Say • Here's one last review of the big picture question and answer. *How can we show we are thankful to Jesus? We can serve Jesus and live for Him.*

Make sure each child puts this week's sheet in the journal, and then collect them. Keep the journals in the classroom so they will be available every week or as often as you wish to use them.

If time remains, take prayer requests or allow kids to complete the coloring page provided with this session. Pray, thanking God for sending Jesus to heal us from our sin. Pray for each child by name, asking God to give each kid a thankful heart.

Jesus Performed Miracles

Key Passage: John 20:30-31

Session 1: Jesus Healed an Official's Son
John 4:46-54


Session 2: Jesus Drove Out Evil Spirits
Mark 1:21-28; Luke 4:31-37

Session 3: Jesus Healed Peter's Mother-in-Law
Matthew 8:14-17; Mark 1:29-31; Luke 4:38-39

Session 4: Jesus Cleansed a Leper
Matthew 8:1-4; Mark 1:40-45; Luke 5:12-16

Session 5: Four Friends Helped
Matthew 9:1-8; Mark 2:1-12; Luke 5:17-26

Session 6: Jesus Healed a Man's Hand
Matthew 12:9-14; Mark 3:1-6; Luke 6:6-11



And truly Jesus did many other signs in the presence of His disciples, which are not written in this book; but these are written that you may believe that Jesus is the Christ, the Son of God, and that believing you may have life in His name.

John 20:30-31



**Jesus performed many other signs
in the presence of his disciples,
which are not recorded in this book.
But these are written that you may
believe that Jesus is the Messiah,
the Son of God, and that
by believing you may have life
in his name.**

John 20:30-31

**And many other signs truly did
Jesus in the presence of his
disciples, which are not written in
this book: But these are written,
that ye might believe that Jesus
is the Christ, the Son of God; and
that believing ye might have life
through his name.**

John 20:30-31

**Jesus performed many other signs
in the presence of His disciples
that are not written in this book.
But these are written so that you
may believe Jesus is the Messiah,
the Son of God, and by believing
you may have life in His name.**

John 20:30-31



Now Jesus did many other signs in the presence of the disciples, which are not written in this book; but these are written so that you may believe that Jesus is the Christ, the Son of God, and that by believing you may have life in his name.

John 20:30-31





How can we show we are thankful to Jesus?



How can we show we are thankful to Jesus?

We can serve Jesus and live for Him.









Serving Jesus

Instructions: Draw or list ways you could use the following items to serve and live for Jesus.





ALLERGY ALERT



Today we will be tasting/
touching/sniffing:

**Please notify the leader
if your child should not
participate.**

Instructions: Print this poster. You may laminate it and reuse it throughout the quarter. Use a dry erase marker to fill in the necessary information. Display the poster where parents and kids can see it before class.

the **GOSPEL**

GOD'S PLAN FOR ME

gos·pel – *noun*. good news. the message about Christ, the kingdom of God, and salvation.



GOD RULES.

The Bible tells us God created everything, including you and me, and He is in charge of everything. *Genesis 1:1; Revelation 4:11; Colossians 1:16-17*



WE SINNED.

We all choose to disobey God. The Bible calls this sin. Sin separates us from God and deserves God's punishment of death. *Romans 3:23; 6:23*



GOD PROVIDED.

God sent Jesus, the perfect solution to our sin problem, to rescue us from the punishment we deserve. It's something we, as sinners, could never earn on our own. Jesus alone saves us. *John 3:16; Ephesians 2:8-9*



JESUS GIVES.

He lived a perfect life, died on the cross for our sins, and rose again. Because Jesus gave up His life for us, we can be welcomed into God's family for eternity. This is the best gift ever! *Romans 5:8; 2 Corinthians 5:21; 1 Peter 3:18; Ephesians 2:8-9*



WE RESPOND.

Believe in your heart that Jesus alone saves you through what He's already done on the cross. Repent, turning from self and sin to Jesus. Tell God and others that your faith is in Jesus. *John 14:6; Romans 10:9-10,13*